

**TURNEN!**  
GERÄTTURNEN

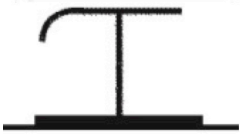
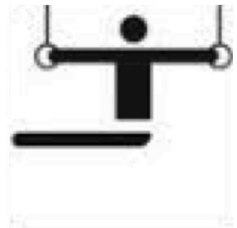
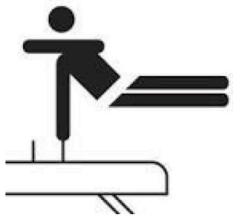


# Ergebnislisten

Rheinland-Pfalz-

Cup

Meisterschaften



## RLP-Cup 2023, Ko.-Asterstein, 1. DG Ergebn

Rang	Name	Jhg	Verein	AW	Boden	AW	P.pferd	AW	Ringe	AW	Sprung	AW	Barren	AW	Reck	Summe	ΣAW	% AW
<b>AK 9 u.j., Pflicht-6-Kampf</b>																		
1	Jonas Grote	2014	TV 1861 im ASV Landau	17,0	14,45	14,0	13,40	17,0	15,40	17,0	16,20	16,0	14,50	16,0	13,85	<b>87,80</b>	97,0	90,5%
2	Leon Nitschik	2014	TuS Niederberg 1890 e.V.	15,0	13,75	15,0	13,25	16,0	13,70	16,0	15,00	16,0	14,00	15,0	14,20	<b>83,90</b>	93,0	90,2%
3	Timur Shevchenko	2014	TV 1863 Pirmasens	15,0	12,45	14,0	13,00	16,0	14,50	16,0	14,20	15,0	13,20	15,0	13,60	<b>80,95</b>	91,0	89,0%
4	Konstantin Orth	2014	TV Wörth 03	15,0	13,30	14,0	12,10	16,0	12,90	16,0	13,90	15,0	13,40	15,0	13,90	<b>79,50</b>	91,0	87,4%
5	Christian Schäfer	2014	TV Vallendar 1878 e.V.	15,0	13,70	15,0	10,50	15,0	12,90	16,0	14,40	15,0	13,80	15,0	13,50	<b>78,80</b>	91,0	86,6%
6	Vincent Dornieden	2014	TSVgg Stadecken-Elsheim	15,0	12,20	14,0	12,20	15,0	13,50	16,0	13,55	15,0	13,70	15,0	13,55	<b>78,70</b>	90,0	87,4%
7	Lionel Elias Colon	2014	TuS Ober-Ingelheim	15,0	13,90	14,0	11,75	15,0	13,20	16,0	12,95	15,0	13,50	15,0	12,95	<b>78,25</b>	90,0	86,9%
8	Mattis Schnug	2014	TuS Mogendorf e.V.	15,0	12,45	14,0	11,30	15,0	13,10	16,0	14,85	15,0	13,20	15,0	13,20	<b>78,10</b>	90,0	86,8%
9	Henry Wolf	2014	TV 1891 Lemberg	15,0	13,10	14,0	11,60	16,0	12,50	15,0	13,50	15,0	13,50	15,0	13,45	<b>77,65</b>	90,0	86,3%
10	Julian Maximilian Becker	2014	TSVgg Stadecken-Elsheim	14,0	12,15	14,0	11,25	15,0	13,20	14,0	13,85	15,0	13,30	15,0	13,85	<b>77,60</b>	87,0	89,2%
11	Caspar Giehl	2014	TuS RW Roßbach 1931 e.V.	15,0	12,25	14,0	10,40	16,0	14,10	16,0	14,50	15,0	12,50	15,0	13,75	<b>77,50</b>	91,0	85,2%
12	Gleb Schukin	2014	Coblenzer TG 1880 e.V.	15,0	11,70	15,0	10,45	16,0	14,00	16,0	14,15	15,0	13,20	15,0	13,50	<b>77,00</b>	92,0	83,7%
13	Philipp Gräfenstein	2014	TuS Ober-Ingelheim	15,0	13,10	14,0	11,80	15,0	12,50	15,0	12,75	15,0	13,70	15,0	12,75	<b>76,60</b>	89,0	86,1%
14	Linus Zielesny	2014	TV Koblenz-Moselweiß 1891 e.V.	15,0	11,70	15,0	11,10	16,0	13,10	15,0	13,70	15,0	13,20	15,0	12,60	<b>75,40</b>	91,0	82,9%
15	David Ispas	2014	TV Hermeskeil 1911 e.V.	15,0	12,50	15,0	11,15	15,0	12,10	16,0	14,10	15,0	12,50	15,0	12,95	<b>75,30</b>	91,0	82,7%
16	Leopold Schneider	2015	TSG Kempten	14,0	11,20	14,0	12,80	15,0	11,60	15,0	12,80	15,0	13,55	15,0	12,80	<b>74,75</b>	88,0	84,9%
17	Maximilian Martini	2014	TV Vallendar 1878 e.V.	15,0	12,55	15,0	10,90	15,0	11,50	16,0	14,60	15,0	12,80	15,0	12,15	<b>74,50</b>	91,0	81,9%
18	Lukas Martín González Peisk	2014	TuS Ober-Ingelheim	16,0	12,60	14,0	10,50	15,0	11,80	16,0	13,30	15,0	12,60	15,0	13,30	<b>74,10</b>	91,0	81,4%
19	Jannis Klütsch	2014	TV Vallendar 1878 e.V.	15,0	12,75	15,0	10,00	15,0	12,50	15,0	13,60	15,0	12,70	15,0	12,55	<b>74,10</b>	90,0	82,3%
20	Maximilian Gassen	2014	Coblenzer TG 1880 e.V.	15,0	12,20	15,0	10,00	16,0	10,80	17,0	14,50	15,0	12,60	15,0	12,60	<b>72,70</b>	93,0	78,2%
21	Mattia Weckerle	2015	TV 1861 im ASV Landau	15,0	11,00	14,0	11,60	15,0	11,30	15,0	13,50	15,0	12,70	15,0	12,15	<b>72,25</b>	89,0	81,2%
22	Louis Odenwald	2015	TuS Mogendorf e.V.	15,0	10,00	14,0	10,00	15,0	12,50	16,0	14,60	14,0	12,10	15,0	13,00	<b>72,20</b>	89,0	81,1%
23	Yaroslav Stryzhak	2014	TuS Ober-Ingelheim	15,0	12,45	14,0	10,65	15,0	11,20	16,0	11,80	15,0	13,00	15,0	11,80	<b>70,90</b>	90,0	78,8%
24	Milan Ispas	2015	TV Hermeskeil 1911 e.V.	15,0	11,65	14,0	10,00	15,0	11,50	15,0	13,60	15,0	12,10	15,0	11,80	<b>70,65</b>	89,0	79,4%
25	Leopold Matthias Klos	2014	TuS Ober-Ingelheim	15,0	12,40	14,0	11,20	15,0	10,80	16,0	11,65	14,0	12,50	15,0	11,65	<b>70,20</b>	89,0	78,9%
26	Fabian Josef Eyrisch	2015	TV Abenheim	14,0	9,85	14,0	10,80	15,0	9,10	15,0	11,50	15,0	12,20	15,0	11,50	<b>64,95</b>	88,0	73,8%

## RLP-Cup 2023, Ko.-Asterstein, 1. DG Ergebn

Rang	Name	Jhg	Verein	AW	Boden	AW	P.pferd	AW	Ringe	AW	Sprung	AW	Barren	AW	Reck	Summe	ΣAW	% AW
<b>AK 10/11 u.j., Pflicht-6-Kampf</b>																		
1	Anton Beck	2013	TV Bad Bergzabern	16,0	14,05	15,0	13,30	16,0	14,80	17,0	15,90	16,0	15,00	15,0	13,90	<b>86,95</b>	95,0	91,5%
2	Paul Antonini	2013	TV 1861 im ASV Landau	18,0	14,00	15,0	13,60	16,0	14,60	17,0	16,00	16,0	14,30	16,0	13,80	<b>86,30</b>	98,0	88,1%
2	Jakob Konstantin Schulte	2013	TSG Kempten	16,0	14,20	15,0	13,70	16,0	14,50	16,0	15,40	16,0	14,50	15,0	14,00	<b>86,30</b>	94,0	91,8%
4	Phil Eliah Walter	2012	TV Bad Bergzabern	16,0	13,95	15,0	13,70	16,0	14,40	17,0	15,65	16,0	14,40	15,0	12,85	<b>84,95</b>	95,0	89,4%
5	Luca Meyer	2012	TV 1901 Hauenstein	15,0	13,25	16,0	14,20	16,0	14,40	16,0	15,00	15,0	14,10	15,0	13,95	<b>84,90</b>	93,0	91,3%
6	Leander Meckler	2012	TV 1861 im ASV Landau	17,0	13,35	15,0	12,70	16,0	14,10	17,0	15,00	16,0	14,20	16,0	13,75	<b>83,10</b>	97,0	85,7%
7	Ben Schmitz	2012	TuS Mogendorf e.V.	17,0	14,30	15,0	12,45	16,0	12,70	17,0	15,65	16,0	14,30	15,0	12,95	<b>82,35</b>	96,0	85,8%
8	Mateo Pallier	2013	TSVgg Stackeden-Elsheim	15,0	13,55	14,0	12,15	15,0	13,60	16,0	14,60	15,0	13,55	15,0	13,85	<b>81,30</b>	90,0	90,3%
9	Theo Brod	2012	TV 1861 im ASV Landau	17,0	13,95	15,0	12,40	15,0	13,20	17,0	14,70	16,0	13,90	15,0	13,00	<b>81,15</b>	95,0	85,4%
10	Yannis Schirrmann	2013	TV 1861 im ASV Landau	16,0	12,70	14,0	11,90	16,0	14,30	17,0	15,60	15,0	12,90	15,0	12,70	<b>80,10</b>	93,0	86,1%
11	Jan-Eric Lehmann	2013	TV Jahn 1892 Eitelbom e.V.	15,0	12,75	14,0	11,50	16,0	13,80	16,0	14,90	15,0	13,60	15,0	12,60	<b>79,15</b>	91,0	87,0%
12	Paul Eismann	2013	TSG Kempten	16,0	13,40	14,0	11,40	15,0	12,30	16,0	15,10	15,0	13,10	15,0	13,30	<b>78,60</b>	91,0	86,4%
13	Alexander Radermacher	2012	TV Vallendar 1878 e.V.	15,0	11,85	17,0	10,00	17,0	14,60	16,0	14,60	16,0	13,90	15,0	12,90	<b>77,85</b>	96,0	81,1%
14	Jan-Alexander Becker	2013	TSV Lehmen	15,0	12,30	15,0	10,00	16,0	12,00	17,0	14,90	15,0	12,90	15,0	12,50	<b>74,60</b>	93,0	80,2%
15	Titus Gebauer	2013	TV Vallendar 1878 e.V.	15,0	11,60	15,0	9,50	15,0	12,10	16,0	14,90	15,0	13,20	15,0	12,60	<b>73,90</b>	91,0	81,2%
16	Nikita Loschkin	2012	Coblenzer TG 1880 e.V.	15,0	12,20	15,0	10,50	16,0	13,50	15,0	13,50	15,0	12,65	15,0	11,35	<b>73,70</b>	91,0	81,0%
17	Mailo Hüter	2013	TuS Mogendorf e.V.	15,0	12,30	14,0	10,75	15,0	12,20	16,0	14,20	15,0	12,50	15,0	11,60	<b>73,55</b>	90,0	81,7%
18	Marius Groß	2012	TV Hermeskeil 1911 e.V.	15,0	11,20	15,0	11,00	15,0	11,50	17,0	14,80	15,0	12,50	15,0	12,25	<b>73,25</b>	92,0	79,6%
19	Elias Paluch	2013	Coblenzer TG 1880 e.V.	15,0	11,65	15,0	10,30	15,0	10,40	15,0	14,10	14,0	12,20	15,0	12,50	<b>71,15</b>	89,0	79,9%
20	Gheorghe Mistreanu	2013	TV Hermeskeil 1911 e.V.	15,0	11,00	15,0	10,00	15,0	11,10	16,0	13,80	15,0	12,80	15,0	11,40	<b>70,10</b>	91,0	77,0%

## RLP-Cup 2023, Ko.-Asterstein, 2. DG Ergebn

Rang	Name	Jhg	Verein	AW	Boden	AW	P.pferd	AW	Ringe	AW	Sprung	AW	Barren	AW	Reck	Summe	ΣAW	% AW
<b>AK 12/13, Pflicht-6-Kampf</b>																		
1	Manuel Lars Metzger	2010	TV Bingen	17,0	15,80	17,0	15,00	16,0	14,20	17,0	15,70	17,0	15,55	17,0	14,15	<b>90,40</b>	101,0	89,5%
2	Finn Kramer	2011	TSVgg Stackeden-Elsheim	16,0	14,35	15,0	13,50	16,0	14,90	17,0	16,20	17,0	15,70	16,0	14,10	<b>88,75</b>	97,0	91,5%
3	Cedric Finley Mewis	2010	TV Bad Bergzabern	16,0	14,20	17,0	13,80	16,0	14,10	17,0	15,70	15,0	14,30	17,0	13,55	<b>85,65</b>	98,0	87,4%
4	Bruno Beck	2010	TV Bad Bergzabern	16,0	14,10	15,0	12,40	15,0	13,30	17,0	15,90	17,0	15,40	17,0	13,15	<b>84,25</b>	97,0	86,9%
5	Dominik Ganz	2010	TV Bad Bergzabern	15,0	13,65	15,0	11,60	16,0	13,90	17,0	15,50	16,0	15,00	17,0	14,00	<b>83,65</b>	96,0	87,1%
6	Jonas Schächter	2010	TV 1901 Hauenstein	15,0	13,45	15,0	13,30	16,0	13,90	16,0	14,90	16,0	14,80	16,0	13,10	<b>83,45</b>	94,0	88,8%
7	Nils Vierling	2010	TV 1901 Hauenstein	15,0	13,60	15,0	12,60	16,0	14,20	17,0	14,80	16,0	14,55	17,0	13,60	<b>83,35</b>	96,0	86,8%
8	Samuel Eutebach	2011	TuS RW Roßbach 1931 e.V.	17,0	13,75	15,0	12,45	16,0	13,90	17,0	15,40	16,0	14,45	15,0	13,30	<b>83,25</b>	96,0	86,7%
9	Tim Gläser	2010	TV Rüdesheim 1902 e. V.	17,0	14,25	16,0	12,20	16,0	13,60	17,0	15,65	16,0	14,30	17,0	12,80	<b>82,80</b>	99,0	83,6%
10	Jakob Moritz Pffirmann	2010	TV Wörth 03	15,0	13,25	15,0	12,75	16,0	12,90	18,0	16,10	16,0	14,30	18,0	13,00	<b>82,30</b>	98,0	84,0%
11	Gregory Ley	2010	TV Rüdesheim 1902 e. V.	17,0	15,20	16,0	13,20	15,0	12,70	17,0	14,80	16,0	14,25	16,0	12,00	<b>82,15</b>	97,0	84,7%
12	Henry Ohl	2011	TSG Kempten	15,0	13,20	14,0	12,00	15,0	13,30	17,0	15,85	16,0	14,25	15,0	13,50	<b>82,10</b>	92,0	89,2%
13	Fabrice Duchêne	2010	TV Bingen	15,0	13,00	15,0	12,40	15,0	13,20	16,0	14,80	15,0	14,15	15,0	13,80	<b>81,35</b>	91,0	89,4%
14	David Stock	2010	TuS Niederberg 1890 e.V.	15,0	12,40	15,0	11,85	16,0	13,70	17,0	15,90	15,0	13,70	15,0	12,85	<b>80,40</b>	93,0	86,5%
15	John-Lennart Jost	2010	TV Hermeskeil 1911 e.V.	15,0	12,95	16,0	12,00	16,0	13,00	17,0	15,30	15,0	13,80	15,0	12,90	<b>79,95</b>	94,0	85,1%
16	Joel Hüter	2010	TuS Mogendorf e.V.	17,0	14,35	15,0	11,70	15,0	11,60	17,0	15,50	16,0	14,20	15,0	12,15	<b>79,50</b>	95,0	83,7%
17	Taylor Hoffmann	2010	TuS Mogendorf e.V.	16,0	12,35	15,0	12,00	16,0	12,50	17,0	15,20	16,0	14,40	15,0	12,95	<b>79,40</b>	95,0	83,6%
18	Elias Hartmann	2011	TuS Mogendorf e.V.	16,0	13,10	15,0	11,50	15,0	12,20	16,0	14,65	15,0	13,80	15,0	13,20	<b>78,45</b>	92,0	85,3%
19	Luis Zielesny	2011	TV Koblenz-Moselweiß 1891 e.V.	15,0	12,90	15,0	11,50	16,0	13,10	17,0	15,50	16,0	14,05	15,0	11,25	<b>78,30</b>	94,0	83,3%
20	Lukas Hoffelder	2011	TV 1901 Hauenstein	15,0	12,85	15,0	12,20	16,0	12,90	17,0	15,50	15,0	12,25	17,0	12,40	<b>78,10</b>	95,0	82,2%
21	Matthis Feuerbach	2011	TV Hermeskeil 1911 e.V.	15,0	12,55	15,0	12,35	15,0	12,50	17,0	14,90	15,0	13,50	15,0	12,10	<b>77,90</b>	92,0	84,7%
22	David Keßler	2011	TuS Mogendorf e.V.	15,0	12,10	14,0	12,05	15,0	12,90	16,0	14,60	15,0	12,40	15,0	12,65	<b>76,70</b>	90,0	85,2%
23	Silias Pilz	2011	TuS Niederberg 1890 e.V.	15,0	12,60	15,0	11,00	16,0	12,50	17,0	14,40	15,0	13,10	15,0	12,35	<b>75,95</b>	93,0	81,7%
24	Justus Wagner	2011	TuS Mogendorf e.V.	15,0	13,40	15,0	11,60	15,0	11,80	16,0	13,70	15,0	12,50	15,0	12,90	<b>75,90</b>	91,0	83,4%
25	Marko Parlov	2011	TuS Ober-Ingelheim	15,0	12,80	15,0	11,00	15,0	12,50	16,0	14,00	15,0	12,85	15,0	12,20	<b>75,35</b>	91,0	82,8%
26	Anton Endlein	2010	TuS Mogendorf e.V.	16,0	12,90	15,0	11,80	15,0	9,70	17,0	15,25	16,0	12,75	15,0	12,40	<b>74,80</b>	94,0	79,6%
<b>AK 14/15, Pflicht-6-Kampf</b>																		
1	Robin Förster	2008	TSV Gau-Odemheim	16,0	14,70	16,0	14,30	16,0	14,40	17,0	15,60	17,0	15,50	16,0	15,10	<b>89,60</b>	98,0	91,4%
2	Raphael Scherer	2009	TV Odemheim 1890 e.V.	17,0	14,80	17,0	13,50	17,0	14,20	17,0	15,70	17,0	15,75	18,0	14,80	<b>88,75</b>	103,0	86,2%
3	Johannes Orth	2009	TV Wörth 03	16,0	13,30	15,0	13,70	18,0	14,90	17,0	16,20	17,0	14,85	16,0	14,20	<b>87,15</b>	99,0	88,0%
4	Nils Dickscheid	2008	TV Vallendar 1878 e.V.	15,0	12,20	16,0	13,30	16,0	14,20	16,0	15,00	17,0	14,30	15,0	13,30	<b>82,30</b>	95,0	86,6%
5	Jason Hüter	2008	TuS Mogendorf e.V.	18,0	14,25	15,0	12,00	16,0	13,50	17,0	15,50	16,0	13,85	16,0	11,75	<b>80,85</b>	98,0	82,5%
<b>AK 16+, Pflicht-6-Kampf</b>																		
1	Kevin Henschel	2003	TG Polch 1888 e.V.	16,0	14,90	17,0	15,10	17,0	16,10	18,0	16,90	18,0	17,45	17,0	14,80	<b>95,25</b>	103,0	92,5%
2	Jannis Weiß	2007	TV Bingen	19,0	16,60	18,0	15,50	18,0	15,60	18,0	16,80	18,0	16,10	17,0	13,95	<b>94,55</b>	108,0	87,5%
3	Benedikt Juchem	1998	TG Polch 1888 e.V.	17,0	14,40	18,0	15,00	18,0	15,70	18,0	17,20	18,0	17,00	17,0	14,60	<b>93,90</b>	106,0	88,6%
4	Sascha Minet	2006	TV Wörth 03	16,0	13,30	17,0	15,70	17,0	14,50	17,0	16,10	17,0	16,40	16,0	14,45	<b>90,45</b>	100,0	90,5%
5	Jakob Jaenke	2006	TuS RW Roßbach 1931 e.V.	17,0	14,20	17,0	13,40	18,0	15,90	17,0	15,80	17,0	16,15	17,0	14,90	<b>90,35</b>	103,0	87,7%
6	Rudi Endlein	2007	TuS Mogendorf e.V.	17,0	14,50	17,0	14,60	16,0	14,40	16,0	14,90	16,0	14,95	16,0	14,25	<b>87,60</b>	98,0	89,4%
7	Silas Görg	2006	TuS RW Roßbach 1931 e.V.	16,0	12,40	16,0	13,40	17,0	14,90	17,0	15,80	17,0	16,30	17,0	14,70	<b>87,50</b>	100,0	87,5%
8	Tom Schmidt	2006	TuS Mogendorf e.V.	17,0	14,80	17,0	14,00	16,0	14,20	17,0	15,80	17,0	13,60	16,0	13,20	<b>85,60</b>	100,0	85,6%



## RLP-Meisterschaft 2023, Ko.-Asterstein, 4. DG Erg

Rang	Name	Jhg	Verein	AW	OK	Boden	AW	OK	P.pferd	AW	OK	Ringe	AW	OK	Sprung	AW	OK	Barren	AW	OK	Reck	Summe	ΣAW	% AW
<b>AK 17/18, Kür-6-Kampf, CdP Junioren</b>																								
1	Phuoc-Johnni Pham	2005	TV Vallendar 1878 e.V.	13,9		12,30	12,2		9,30	10,7	0,3	11,00	14,0		13,00	12,9		10,90	13,0		11,85	<b>68,35</b>	76,7	89,1%
2	Julian Räk	2006	TV Vallendar 1878 e.V.	13,0		11,20	13,2		9,50	12,7	0,3	11,15	13,2		11,90	12,9		11,90	12,7		11,70	<b>67,35</b>	77,7	86,7%
3	Aron Grünewald	2005	Coblener TG 1880 e.V.	13,3	0,1	11,20	12,2		10,10	13,0	0,3	10,80	13,2		12,00	12,9		11,90	12,7		11,10	<b>67,10</b>	77,3	86,8%
4	Felix Elias Georg	2006	Tum-Verein Hennweiler e. V.	13,5		10,90	13,8		10,70	12,8		9,90	13,2		11,60	13,4		12,00	13,3		11,80	<b>66,90</b>	80,0	83,6%
<b>AK 19+, Kür-6-Kampf, CdP</b>																								
1	David Jäger	1995	TV Bad Bergzabern	13,1		11,10	13,3		11,70	12,6		11,05	13,2		12,20	13,3		12,30	13,8		12,10	<b>70,45</b>	79,3	88,8%
2	Jan Sitter	2003	TV 1861 im ASV Landau	13,6		10,60	12,9		10,30	13,3		10,50	13,2		11,90	13,1		11,70	12,6		11,15	<b>66,15</b>	78,7	84,1%
3	Louis Heil	2004	VfL Traben-Trarbach 1861 e.	14,7		11,60	13,3		8,00	13,0		10,30	14,0		11,50	13,0		11,70	12,9		10,75	<b>63,85</b>	80,9	78,9%
<b>Ak 16/17, Kür-6-Kampf, LK 1</b>																								
1	Jorin Erkens	2006	TSVgg Stadecken-Elsheim	13,6		11,00	12,9		9,30	12,8		10,20	11,6		10,50	12,3		11,10	1,8		10,00	<b>62,10</b>	65,0	95,5%
2	Luis Sittinger	2007	TV Hatzenbühl e.V.	13,1		10,90	12,0		10,10	12,4		9,95	11,8		9,80	12,5		10,30	11,6		9,80	<b>60,85</b>	73,4	82,9%
3	Jan Bitner	2007	TV Odemheim 1890 e.V.	13,6		11,70	12,3		9,30	12,2		9,25	11,6		9,60	12,9		11,30	11,5		8,70	<b>59,85</b>	74,1	80,8%
3	Nick Bitner	2007	TV Odemheim 1890 e.V.	13,8		11,50	11,9		9,10	12,2		9,25	11,6		10,50	12,1		10,00	10,9		9,50	<b>59,85</b>	72,5	82,6%
5	Michael Fink	2006	TuS Niederberg 1890 e.V.	12,7		10,70	12,7		8,70	12,4		9,60	11,6		10,50	12,5		9,90	10,7		8,45	<b>57,85</b>	72,6	79,7%
6	Jonathan Finn Gassen	2006	Coblener TG 1880 e.V.	13,0		10,20	11,8		7,30	12,4		9,30	11,6		10,30	12,1		10,00	10,0		8,65	<b>55,75</b>	70,9	78,6%
7	Maximilian Hertel	2006	TV 1861 im ASV Landau	12,5		10,10	11,8		8,70	12,0		8,40	11,6		9,30	12,1		9,80	10,0	1,0	7,60	<b>53,90</b>	70,0	77,0%
8	Dmitry Komleva	2007	Coblener TG 1880 e.V.	13,8		11,20	11,8		4,90	12,8		7,70	11,6		10,10	12,7		8,90	10,2		8,10	<b>50,90</b>	72,9	69,8%
9	Max Pleye	2007	TV Vallendar 1878 e.V.	13,4		11,20	11,5		4,50	12,0		5,00	11,6		9,80	12,1		8,80	10,0	1,0	7,45	<b>46,75</b>	70,6	66,2%
<b>Ak 18/19, Kür-6-Kampf, LK 1</b>																								
1	Thomas Holley	2005	TV Vallendar 1878 e.V.	14,2		12,30	12,7		9,00	13,8		11,10	13,6		12,00	12,7		11,30	12,7		9,90	<b>65,60</b>	79,7	82,3%
2	Thomas Quint	2004	TV Bad Bergzabern	14,4		12,20	12,9		10,00	14,0		11,35	12,8		11,80	13,7		11,70	11,8		7,00	<b>64,05</b>	79,6	80,5%
3	Björn Schik	2005	TV 1861 im ASV Landau	14,0		12,50	11,3		7,90	12,4		10,30	11,6		10,80	12,3		11,30	12,2		8,60	<b>61,40</b>	73,8	83,2%
4	Jan Jakobson	2005	TV Vallendar 1878 e.V.	12,5		10,20	11,5		8,50	13,1		10,20	11,6		10,20	12,5		10,80	10,7		8,80	<b>58,70</b>	71,9	81,6%
5	Moritz Schumacher	2004	TV 1901 Hauenstein	13,2		10,40	12,2		7,20	12,4		9,40	12,0		10,80	12,9		10,10	11,4		10,00	<b>57,90</b>	74,1	78,1%
6	Silvian Teubert	2005	TV 1863 Pimasens	13,2		9,90	12,0		8,40	12,2		6,00	12,0		11,00	13,1		10,40	10,7		8,60	<b>54,30</b>	73,2	74,2%
7	Bojan Kosoric	2005	TuS Niederberg 1890 e.V.	13,6		10,20	12,2		7,70	12,0	2,0	6,40	12,4		10,70	12,1		9,80	10,0		6,90	<b>51,70</b>	72,3	71,5%
8	Tobias Wojtko	2004	TuS Niederberg 1890 e.V.	12,0		9,20	12,0		9,50	12,2		6,60	11,6		9,80	12,1		7,50	10,0		8,25	<b>50,85</b>	69,9	72,7%
<b>Ak 20+, Kür-6-Kampf, LK 1</b>																								
1	Marco Söhn	1996	TV Vallendar 1878 e.V.	14,5		11,40	13,3		10,90	13,0		10,40	13,6		11,60	14,4		13,20	13,9		11,95	<b>69,45</b>	82,7	84,0%
2	Yannick Güls	2002	TuS Niederberg 1890 e.V.	12,9		10,30	12,0		8,70	13,5		10,65	11,1		10,30	12,7		10,40	11,8		10,45	<b>60,80</b>	74,0	82,2%
3	Luca Sittinger	2003	TV Hatzenbühl e.V.	14,6		11,10	12,0		7,30	13,8		9,85	11,6		10,40	12,5		10,20	11,6		10,20	<b>59,05</b>	76,1	77,6%
4	Janno Kukies	2001	TV Vallendar 1878 e.V.	11,7		8,50	12,4		8,90	12,2	1,0	8,85	11,6		9,40	12,1		9,90	10,0	1,0	6,90	<b>52,45</b>	70,0	74,9%
5	Fabian Gassen	2003	Coblener TG 1880 e.V.	12,5		9,70	11,1	2,0	5,90	12,4		8,05	11,6		9,60	12,3		9,80	10,9		8,85	<b>51,90</b>	70,8	73,3%
6	Tim Weber	1998	TV Weisenau	12,2		8,30	12,0		8,60	13,3		10,10	10,5		8,90	11,9		8,50	10,0	1,0	6,65	<b>51,05</b>	69,9	73,0%